

Pennsylvania Lottery Retailer Portal

Report Guide



Benefits Older Pennsylvanians.
Every Day.

Overview

This document lists the different types of reports available on the Pennsylvania Lottery Retailer Portal website. Each report listed has a description, report parameters, and sample screen capture.

All on-demand reports can be exported into the following file formats:

- Crystal Reports (RPT)
- PDF
- Microsoft Excel (97-2003)
- Microsoft Excel (97-2003) Data Only
- Microsoft Word (97-2003) – Editable
- Rich Text Format (RTF)
- Comma Separated Values (CSV)

13 Week Sales

Description: This report displays the total and average weekly sales, by retailer, for the last 13 full accounting weeks. Data is broken out by instant and online sales.

Report Parameters: Retail Location(s)


		13 Week Sales					
		From 09/01/2015 to 11/30/2015					
		13-Week Total Sales			Avg. Weekly Sales		
Retailer	Location Name	13-Wk Online Sales	13-Wk Instant Sales	13-Wk Total Sales	Avg. Weekly Online	Avg. Weekly Instant	Avg. Weekly Total
		13,344.00	21,600.00	34,944.00	6,672.00	10,800.00	17,472.00
		24,352.00	32,400.00	56,752.00	12,176.00	16,200.00	28,376.00
		13,890.50	20,400.00	34,290.50	6,945.25	10,200.00	17,145.25
		11,969.50	17,400.00	29,369.50	5,984.75	8,700.00	14,684.75
		12,451.50	14,700.00	27,151.50	6,225.75	7,350.00	13,575.75
		6,700.00	10,800.00	17,500.00	3,350.00	5,400.00	8,750.00
		14,195.50	37,200.00	51,395.50	7,097.75	18,600.00	25,697.75
		26,266.00	47,400.00	73,666.00	6,566.50	11,850.00	18,416.50
		21,688.50	26,400.00	48,088.50	10,844.25	13,200.00	24,044.25
		13,563.50	22,200.00	35,763.50	6,781.75	11,100.00	17,881.75
		15,833.00	56,100.00	71,933.00	3,958.25	14,025.00	17,983.25
		9,991.50	11,400.00	21,391.50	2,497.88	2,850.00	5,347.88
		10,007.50	31,500.00	41,507.50	5,003.75	15,750.00	20,753.75
		13,321.00	31,800.00	45,121.00	3,330.25	7,950.00	11,280.25
		16,910.00	31,200.00	48,110.00	4,227.50	7,800.00	12,027.50
		9,352.50	7,500.00	16,852.50	4,676.25	3,750.00	8,426.25
Report Summary		233,836.50	420,000.00	653,836.50	5,567.54	10,000.00	15,567.54



Activations and Settlements

Description: This report displays packs that were moved into an "Active" or "Settled" status within the specified date range and minute interval.


Report Parameters: Date Range; Minute Interval; Retail Location(s)

Activations and Settlements From 01/01/2014 to 12/01/2015							
							
Corporate Account Name:							
Corporate Account Code:							
Retailer	Retailer Name	Game	Game Name	Pack	Status	Status Date	Value
		1124	SUPER SIZZLING 7S	103538	Activated	03/17/2015 07:25:59	300.00
		1124	SUPER SIZZLING 7S	103538	Settled	03/17/2015 07:26:22	
		1124	SUPER SIZZLING 7S	135232	Activated	04/14/2015 11:41:21	300.00
		1124	SUPER SIZZLING 7S	135232	Settled	04/14/2015 11:59:48	
		1135	SOLID GOLD	55226	Activated	04/09/2015 16:03:01	300.00
		1135	SOLID GOLD	55226	Settled	04/09/2015 16:29:44	
					Pack Count		3
					Total Value		900.00
		1094	SUPER 7S	77726	Activated	12/26/2014 12:04:12	300.00
		1094	SUPER 7S	77726	Settled	12/26/2014 12:10:06	
					Pack Count		1
					Total Value		300.00
		1128	CASH KA-POW	59997	Activated	03/18/2015 11:40:35	300.00
		1128	CASH KA-POW	59997	Settled	03/18/2015 11:41:19	
		1128	CASH KA-POW	60532	Activated	03/16/2015 11:00:24	300.00
		1128	CASH KA-POW	60532	Settled	03/16/2015 11:00:43	
		1128	CASH KA-POW	60575	Activated	03/18/2015 12:17:03	300.00
		1128	CASH KA-POW	60575	Settled	03/18/2015 12:17:16	
					Pack Count		3
					Total Value		900.00
		1039	DOUBLE MATCH	100671	Activated	04/19/2014 08:19:19	300.00
		1039	DOUBLE MATCH	100671	Settled	04/19/2014 08:29:37	
					Pack Count		1
					Total Value		300.00
		1131	7-11-21	48861	Activated	04/13/2015 15:41:57	300.00
		1131	7-11-21	48861	Settled	04/13/2015 15:47:22	

Active Packs

Description: This report displays all packs that are currently in an "Active" status in the selected retail location's inventory.


Report Parameters: Retail Location(s)

Active Packs						
As of: 12/02/2015 02:05 PM						
						
Corporate Account Name:						
Corporate Account Code:						
Retailer	Retailer Name	Game	Game Name	Pack	Date Activated	Pack Value
		1130	BEELINE BINGO	93973	11/26/2015	300.00
		1139	MONOPOLY MILLIONAIRES' CLUB	157029	12/02/2015	600.00
		1142	LUCKY LINES	66440	11/24/2015	300.00
		1154	BANKROLL DOUBLER	109078	12/01/2015	600.00
		1159	\$1 MILLION FEVER	107672	11/30/2015	600.00
		1160	EAGLES	72707	11/27/2015	300.00
		1161	STEELERS	77578	11/27/2015	300.00
		1162	ELECTRIC 8S	115034	12/02/2015	300.00
		1163	MULTIPLY YOUR MONEY	47461	11/14/2015	300.00
		1164	777	27064	11/22/2015	300.00
		1165	Bacon Bucks	30417	11/08/2015	300.00
		1166	50X THE MONEY	85846	12/02/2015	600.00
		1169	20X THE MONEY	125230	12/01/2015	300.00
		1171	5X THE MONEY	31836	11/29/2015	300.00
		1172	HOLIDAY MILLIONAIRE	91018	12/02/2015	600.00
		1173	SEASON'S GREETINGS	59448	11/29/2015	600.00
		1174	\$100,000 WISH LIST	107863	12/01/2015	300.00

Adjustments

Description: This report displays the type, amount, and description for adjustments applied to the selected retail location(s) within the specified date range.


Report Parameters: Date Range; Adjustment Type (Instant, Online, or Both)

Adjustments From 11/15/2015 to 12/01/2015 Instant and Online Adjustments					
					
Corporate Account Name:					
Corporate Account Code:					
Retailer	Retailer Name	Date	Type	Amount	Description
		12/01/2015	Instant	-2.00	Instant Promotion
		11/16/2015	Online	1,497.34	WIRE
		11/22/2015	Instant	-2.00	Instant Promotion
		11/19/2015	Instant	-600.00	Partial Return - Game: 1139, Pack: 139995, Count: -30
		11/19/2015	Instant	30.00	Partial Return Comm - Game: 1139, Pack: 139995, Count: 0
		11/19/2015	Instant	-600.00	Partial Return - Game: 1139, Pack: 139995, Count: -30
		11/19/2015	Instant	30.00	Partial Return Comm - Game: 1139, Pack: 139995, Count: 0
		11/25/2015	Instant	-2.00	Instant Promotion
		11/17/2015	Instant	-2.00	Instant Promotion
		11/19/2015	Instant	-183.00	Partial Return - Game: 1103, Pack: 96003, Count: -61
		11/19/2015	Instant	9.15	Partial Return Comm - Game: 1103, Pack: 96003, Count: 0
		11/19/2015	Instant	-56.00	Partial Return - Game: 1137, Pack: 28268, Count: -56
		11/19/2015	Instant	2.80	Partial Return Comm - Game: 1137, Pack: 28268, Count: 0
		11/19/2015	Instant	-183.00	Partial Return - Game: 1103, Pack: 96003, Count: -61

Combined Settlement Report

Description: This report displays the same data as the Settlement Report, but combines data for retailers with multiple terminal numbers, providing overall data for each retail location on one line.

Report Parameters: Date Range; Retail Location(s)

Combined Settlement From 03/01/2014 to 12/31/2014																				
																				
Corporate Account Name:																				
Corporate Account Code:																				
Retailer	Retailer Name	Online Sales	Online Cancels	Online Promos	Online Cashes	VCH ISS	VCH RD	Online Comm	Online Balance Forward	Online Adj	Online Due	Instant Sales	Instant Returns	Instant Promos	Instant Cashes	Instant Comm	Instant Balance Forward	Instant Adj	Instant Due	Total Due
		3,503.50	-7.00	-2.00	-404.50	0.00	0.00	-174.68	0.00	0.00	2,915.32	15,900.00	0.00	-35.00	-9,910.00	-795.00	0.00	0.00	5,160.00	8,075.32
		4,789.00	-1.00	-4.00	-680.00	0.00	0.00	-239.07	0.00	0.00	3,864.93	6,900.00	0.00	-20.00	-5,058.00	-345.00	0.00	0.00	1,477.00	5,341.93
		6,836.50	-6.00	0.00	-805.50	0.00	-100.00	-341.40	0.00	0.00	5,583.60	5,700.00	0.00	-13.00	-3,934.00	-300.00	0.00	1.00	1,454.00	7,037.60
		3,292.50	0.00	-7.00	-396.00	0.00	0.00	-164.19	0.00	0.00	2,725.31	9,000.00	0.00	-32.00	-5,111.00	-465.00	0.00	0.00	3,392.00	6,117.31
		11,698.50	-54.50	-1.00	-1,199.50	0.00	-20.00	-582.00	0.00	0.00	9,841.50	12,000.00	-92.00	-34.00	-7,015.00	-610.40	0.00	0.00	4,248.60	14,090.10
		2,725.50	0.00	-13.00	-479.50	0.00	0.00	-135.62	0.00	0.00	2,097.38	13,800.00	0.00	-35.00	-5,906.00	-690.00	0.00	0.00	7,169.00	9,266.38
		1,864.00	0.00	-4.00	-255.00	0.00	0.00	-92.98	0.00	0.00	1,512.02	11,700.00	0.00	-33.00	-4,854.00	-585.00	0.00	0.00	6,228.00	7,740.02
		2,228.50	0.00	-3.00	-231.00	0.00	0.00	-111.25	0.00	0.00	1,883.25	11,700.00	0.00	-29.00	-7,571.00	-585.00	0.00	0.00	3,515.00	5,398.25
		2,715.00	0.00	-7.00	-661.50	0.00	0.00	-135.36	0.00	0.00	1,911.14	21,600.00	0.00	-39.00	-9,984.00	-1,080.00	0.00	0.00	10,497.00	12,408.14
		3,333.50	0.00	-1.00	-622.50	0.00	0.00	-166.62	0.00	0.00	2,543.38	16,800.00	0.00	-24.00	-9,684.00	-840.00	0.00	0.00	6,252.00	8,795.38
		2,695.00	-2.00	-4.00	-318.00	0.00	0.00	-134.44	0.00	0.00	2,236.56	12,300.00	0.00	-19.00	-5,762.00	-675.00	0.00	0.00	5,844.00	8,080.56
		5,130.00	-0.50	-5.00	-863.00	0.00	0.00	-256.21	0.00	0.00	4,005.29	22,500.00	0.00	-28.00	-12,844.00	-1,125.00	0.00	0.00	8,503.00	12,508.29
		2,954.00	0.00	-3.00	-360.50	0.00	0.00	-147.50	0.00	0.00	2,443.00	14,100.00	0.00	-25.00	-6,711.00	-780.00	0.00	1.00	6,585.00	9,028.00
		1,772.00	-1.00	-6.00	-196.00	0.00	0.00	-88.24	0.00	0.00	1,480.76	8,100.00	0.00	-8.00	-3,328.00	-450.00	0.00	0.00	4,314.00	5,794.76
		3,498.50	0.00	-6.00	-557.00	0.00	0.00	-174.60	0.00	0.00	2,760.90	16,500.00	0.00	-56.00	-8,676.00	-870.00	0.00	1.00	6,899.00	9,659.90
		3,111.00	0.00	-5.00	-509.00	0.00	0.00	-155.26	0.00	0.00	2,441.74	15,300.00	0.00	-42.00	-9,654.00	-810.00	0.00	0.00	4,794.00	7,235.74
		2,617.50	-1.50	-7.00	-422.50	0.00	0.00	-130.43	0.00	0.00	2,056.07	11,100.00	0.00	-20.00	-6,561.00	-555.00	0.00	0.00	3,964.00	6,020.07
		2,771.50	0.00	-6.00	-382.00	0.00	0.00	-138.26	0.00	0.00	2,245.24	12,600.00	0.00	-18.00	-6,993.00	-675.00	0.00	0.00	4,914.00	7,159.24
		1,965.50	0.00	-4.00	-601.00	0.00	0.00	-98.02	0.00	0.00	1,262.48	13,500.00	0.00	-13.00	-6,739.00	-825.00	0.00	0.00	5,923.00	7,185.48
		1,535.00	0.00	-3.00	-130.00	2,240.00	-285.00	-76.56	0.00	0.00	3,280.44	7,500.00	0.00	-8.00	-3,962.00	-405.00	0.00	0.00	3,125.00	6,405.44
		4,726.50	0.00	-1.00	-818.50	0.00	-90.00	-236.18	0.00	0.00	3,580.82	14,700.00	-110.00	-12.00	-7,537.00	-759.50	0.00	0.00	6,281.50	9,862.32
		3,842.50	-1.00	0.00	-287.50	0.00	0.00	-192.03	0.00	0.00	3,361.97	12,600.00	0.00	-5.00	-8,283.00	-750.00	0.00	0.00	3,562.00	6,923.97
		4,562.50	-6.50	-2.00	-508.00	0.00	-1.00	-227.66	0.00	0.00	3,817.34	15,000.00	0.00	-5.00	-6,074.00	-810.00	0.00	0.00	8,111.00	11,928.34
		3,692.00	-45.00	0.00	-483.00	0.00	0.00	-182.16	0.00	0.00	2,981.84	9,900.00	0.00	-2.00	-5,040.00	-585.00	0.00	0.00	4,273.00	7,254.84
		2,673.00	-1.00	-3.00	-259.50	0.00	0.00	-133.36	0.00	0.00	2,276.14	15,300.00	0.00	-5.00	-6,632.00	-900.00	0.00	0.00	7,763.00	10,039.14
		5,746.00	-21.50	0.00	-1,584.00	0.00	0.00	-286.13	1,509.03	0.00	5,363.40	10,200.00	0.00	0.00	-8,245.00	-555.00	-2,737.00	0.00	-1,337.00	4,026.40
		3,395.00	-5.00	-2.00	-395.00	0.00	0.00	-169.32	1,427.40	0.00	4,251.08	14,100.00	0.00	-10.00	-6,143.00	-705.00	-3,380.00	0.00	3,862.00	8,113.08
		4,344.00	-1.00	-3.00	-613.50	0.00	0.00	-216.99	0.00	0.00	3,509.51	12,900.00	0.00	-7.00	-7,341.00	-735.00	0.00	0.00	4,817.00	8,326.51
		1,256.50	-4.00	-1.00	-159.00	0.00	0.00	-62.51	0.00	0.00	1,029.99	7,800.00	0.00	-1.00	-3,514.00	-435.00	0.00	0.00	3,850.00	4,879.99


Run on 12/2/15 at 02:12 PM

Page: 1 of 6

Estimated Liability

Description: This report displays the estimated liability for selected retail locations by listing all packs in their inventory that are currently in an "Activated" or "Received" status.


Report Parameters: Retail Location(s)

<div style="text-align: center;"> Estimated Liability As of: 12/02/2015 02:17 PM </div> <div style="text-align: right;">  <small>Benefits Older Pennsylvanians. Every Day.</small> </div>							
Corporate Account Name:							
Corporate Account Code:							
Retailer	Retailer Name	Game	Game Name	Pack	Status	Status Date	Pack Value
		1122	\$300,000 BURIED TREASURE	171822	PACK RECEIVED	10/08/2015	600.00
		1129	BIG MONEY BINGO	267733	PACK RECEIVED	11/27/2015	300.00
		1130	BEELINE BINGO	93973	ACTIVATED	11/26/2015	300.00
		1139	MONOPOLY MILLIONAIRES' CLUB	157029	ACTIVATED	12/02/2015	600.00
		1142	LUCKY LINES	66440	ACTIVATED	11/24/2015	300.00
		1146	SUPER \$500 FRENZY	239990	PACK RECEIVED	11/17/2015	300.00
		1154	BANKROLL DOUBLER	109078	ACTIVATED	12/01/2015	600.00
		1154	BANKROLL DOUBLER	116494	PACK RECEIVED	11/27/2015	600.00
		1156	CROSSWORD DOUBLER	141637	PACK RECEIVED	11/27/2015	300.00
		1159	\$1 MILLION FEVER	107672	ACTIVATED	11/30/2015	600.00
		1160	EAGLES	72707	ACTIVATED	11/27/2015	300.00
		1161	STEELERS	77578	ACTIVATED	11/27/2015	300.00
		1162	ELECTRIC 8S	115034	ACTIVATED	12/02/2015	300.00
		1163	MULTIPLY YOUR MONEY	47461	ACTIVATED	11/14/2015	300.00
		1163	MULTIPLY YOUR MONEY	53278	PACK RECEIVED	11/17/2015	300.00
		1164	777	27064	ACTIVATED	11/22/2015	300.00
		1164	777	27175	PACK RECEIVED	09/04/2015	300.00
		1165	Bacon Bucks	30417	ACTIVATED	11/08/2015	300.00

Inventory Details

Description: This report displays all packs currently in a retail location's inventory. Details include the most recent pack status, days in that status, highest ticket seen, and pack value.


Report Parameters: Retail Location(s)

Inventory Details									
As of: 12/02/2015 02:22 PM									
									
Corporate Account Name:									
Corporate Account Code:									
Retailer	Retailer Name	Game	Game Name	Pack	Status	Status Date	Days in Status	Highest Ticket Seen	Pack Value
		1121	TRIPLE MILLION	206915	IN TRANSIT	11/30/2015	2	0	900.00
		1122	\$300,000 BURIED TREASURE	171822	PACK RECEIVED	10/08/2015	55	0	600.00
		1129	BIG MONEY BINGO	267733	PACK RECEIVED	11/27/2015	5	0	300.00
		1129	BIG MONEY BINGO	271595	IN TRANSIT	11/30/2015	2	0	300.00
		1130	BEELINE BINGO	93973	ACTIVATED	11/26/2015	6	61	300.00
		1130	BEELINE BINGO	95504	IN TRANSIT	11/30/2015	2	0	300.00
		1133	THE WIZARD OF OZ	210592	IN TRANSIT	11/30/2015	2	0	600.00
		1135	SOLID GOLD	168301	IN TRANSIT	11/30/2015	2	0	300.00
		1139	MONOPOLY MILLIONAIRES' CLUB	157029	ACTIVATED	12/02/2015	0	4	600.00
		1142	LUCKY LINES	66440	ACTIVATED	11/24/2015	8	59	300.00
		1145	SUPER \$1,000 FRENZY	156690	IN TRANSIT	11/30/2015	2	0	600.00
		1146	SUPER \$500 FRENZY	239990	PACK RECEIVED	11/17/2015	15	0	300.00
		1146	SUPER \$500 FRENZY	244899	IN TRANSIT	11/30/2015	2	0	300.00
		1150	TRUCKS & BUCKS	130324	IN TRANSIT	11/30/2015	2	0	300.00
		1154	BANKROLL DOUBLER	116494	PACK RECEIVED	11/27/2015	5	0	600.00
		1154	BANKROLL DOUBLER	109078	ACTIVATED	12/01/2015	1	14	600.00
		1156	CROSSWORD DOUBLER	141637	PACK RECEIVED	11/27/2015	5	0	300.00
		1156	CROSSWORD DOUBLER	145468	IN TRANSIT	11/30/2015	2	0	300.00
		1159	\$1 MILLION FEVER	122606	IN TRANSIT	11/30/2015	2	0	600.00
		1159	\$1 MILLION FEVER	107672	ACTIVATED	11/30/2015	2	19	600.00
		1160	EAGLES	72707	ACTIVATED	11/27/2015	5	33	300.00
		1161	STEELERS	77578	ACTIVATED	11/27/2015	5	47	300.00
		1162	ELECTRIC 8S	115034	ACTIVATED	12/02/2015	0	1	300.00
		1163	MULTIPLY YOUR MONEY	47461	ACTIVATED	11/14/2015	18	61	300.00
		1163	MULTIPLY YOUR MONEY	53278	PACK RECEIVED	11/17/2015	15	0	300.00

Inventory Reconciliation

Description: This report displays complete status information for each instant game pack in a retail location's inventory within the specified date range.

Report Parameters: Date Range; Retail Location(s)

Inventory Reconciliation													
From 11/15/2015 to 12/02/2015													
													
Corporate Account Name:													
Corporate Account Code:													
Retailer	Retailer Name	Game	Game Name	Pack	Date Delivered	Date Received	Date Activated	Date Settled	Settled By	Full Return	Partial Return	DLR Pick Up	Pack Value
		1121	TRIPLE MILLION	195132	11/04/2015	11/04/2015	11/08/2015	11/17/2015	R				900.00
		1121	TRIPLE MILLION	201798	11/17/2015	11/17/2015	11/17/2015	11/29/2015	R				900.00
		1122	\$300,000 BURIED TREASURE	171822	10/08/2015	10/08/2015							600.00
		1129	BIG MONEY BINGO	251081	11/04/2015	11/04/2015	11/20/2015	11/24/2015	R				300.00
		1129	BIG MONEY BINGO	267733	11/27/2015	11/27/2015							300.00
		1130	BEELINE BINGO	89069	10/21/2015	10/21/2015	11/04/2015	11/24/2015	P				300.00
		1130	BEELINE BINGO	93973	11/17/2015	11/17/2015	11/26/2015						300.00
		1133	THE WIZARD OF OZ	204332	10/21/2015	10/21/2015	11/06/2015	11/16/2015	R				600.00
		1133	THE WIZARD OF OZ	209154	11/17/2015	11/17/2015	11/17/2015	11/29/2015	R				600.00
		1139	MONOPOLY MILLIONAIRES' CLUB	151117	10/30/2015	10/30/2015	11/08/2015	11/16/2015	R				600.00
		1139	MONOPOLY MILLIONAIRES' CLUB	154168	11/11/2015	11/11/2015	11/16/2015	11/24/2015	P				600.00
		1139	MONOPOLY MILLIONAIRES' CLUB	157029	11/27/2015	11/27/2015	12/02/2015						600.00
		1140	MONEY MULTIPLIER	190722	11/11/2015	11/11/2015	11/18/2015	11/20/2015	R				300.00
		1142	LUCKY LINES	66440	10/30/2015	10/30/2015	11/24/2015						300.00
		1145	SUPER \$1,000 FRENZY	148257	10/21/2015	10/21/2015	11/25/2015	12/01/2015	P				600.00
		1146	SUPER \$500 FRENZY	234434	11/04/2015	11/04/2015	11/23/2015	11/27/2015	R				300.00
		1146	SUPER \$500 FRENZY	239990	11/17/2015	11/17/2015							300.00
		1147	SUPER \$100 FRENZY	68340	10/21/2015	10/21/2015	11/08/2015	11/22/2015	R				300.00
		1149	\$1,000,000 BIG MONEY	159606	11/11/2015	11/11/2015	11/16/2015	11/21/2015	R				600.00
		1149	\$1,000,000 BIG MONEY	170815	11/27/2015	11/27/2015	11/29/2015	12/02/2015	R				600.00
		1150	TRUCKS & BUCKS	127898	11/11/2015	11/11/2015	11/23/2015	11/28/2015	R				300.00
		1151	BONUS WORD CROSSWORD	68589	10/21/2015	10/21/2015	11/04/2015	11/25/2015	R				300.00
		1154	BANKROLL DOUBLER	109078	11/04/2015	11/04/2015	12/01/2015						600.00
		1154	BANKROLL DOUBLER	110865	11/11/2015	11/11/2015	11/12/2015	11/17/2015	P				600.00
		1154	BANKROLL DOUBLER	113204	11/17/2015	11/17/2015	11/19/2015	11/24/2015	R				600.00
		1154	BANKROLL DOUBLER	116494	11/27/2015	11/27/2015							600.00
		1155	CHILI PEPPER PAYOUT	84766	09/04/2015	09/04/2015	11/19/2015	11/22/2015	R				300.00
		1156	CROSSWORD DOUBLER	115319	10/30/2015	10/30/2015	11/13/2015	11/16/2015	R				300.00


Run on 12/15 at 02:23 PM

Page: 1 of 12

Inventory Summary by Game

Description: This report displays each game in a retail location's inventory, along with the number of packs for that game currently in each status. It also displays the number of packs settled within the previous 7 days. The Settled column resets each Tuesday.

Report Parameters: Retail Location(s)

Inventory Summary by Game										
As of 12/02/2015 02:28 PM										
										
Corporate Account Name:										
Corporate Account Code:										
Retailer	Retailer Name	Ticket \$	Game	Game Name	Pack Size	In Transit	Delivered	Received	Activated	Settled
		1.00	1031	MUSTACHE CASH	300	0	0	0	1	0
		1.00	1035	GOLDEN GOOSE	300	0	0	1	1	0
		1.00	1040	CHERRY DOUBLER	300	0	0	0	1	0
		1.00	1045	50 BUCKS	300	0	0	1	1	0
		1.00	1126	MAD MONEY	300	0	0	1	1	0
		1.00	1132	GIVE ME 5	300	1	0	0	0	0
		1.00	1137	TRIPLE CASH	300	0	0	0	1	0
		1.00	1144	BUCKETS OF CASH	300	0	0	1	1	0
		1.00	1148	SUPER \$25 FRENZY	300	0	0	0	1	0
		1.00	1153	CASH TIME	300	0	0	0	1	0
		1.00	1158	FIND THE 9S	300	0	0	1	1	0
		1.00	1165	Bacon Bucks	300	0	0	1	1	0
		2.00	1013	DOUBLE SHOT	150	0	0	1	0	0
		2.00	1022	5 TIMES LUCKY	150	0	0	0	1	0
		2.00	1025	HOT \$100S	150	0	0	2	0	0
		2.00	1030	\$1,000 A WEEK FOR LIFE	150	0	0	0	1	0
		2.00	1034	I HEART CASH	150	0	0	1	1	0
		2.00	1039	DOUBLE MATCH	150	1	0	1	0	0
		2.00	1044	LUCKY HORSESHOE	150	0	0	1	1	0
		2.00	1131	7-11-21	150	0	0	1	1	0
		2.00	1136	SCRATCH SOME CASH	150	1	0	1	1	0
		2.00	1138	HOT STREAK	150	1	0	0	3	0
		2.00	1143	WILD CHERRIES	150	0	0	2	1	0
		2.00	1147	SUPER \$100 FRENZY	150	0	0	1	0	0
		2.00	1152	TRIPLE DIP	150	0	0	1	1	0
		2.00	1157	PIRATE'S TREASURE	150	0	0	0	1	0
		2.00	1164	777	150	0	0	4	1	0
		3.00	1000	WILD NUMBER BINGO	100	0	0	0	1	0
		3.00	1012	ALPHA	100	0	0	1	0	0
		3.00	1021	TWISTED	100	0	0	0	1	0
		3.00	1029	CROSSWORD TIME	100	0	0	2	0	0
		3.00	1038	PYRAMID RICHES	100	1	0	0	1	0

Run on 12/2/15 at 02:28 PM

Page: 1 of 10

Inventory Summary by Status

Description: This report displays a total number of instant game packs by status at a retail location. The Settled column includes packs settled within the previous 7 days. The Settled column resets each Tuesday.

Report Parameters: Retail Location(s)

Retailer		In Transit	Delivered Unconfirmed	Received Confirmed	Activated	Settled
		51	0	114	78	0
		0	0	66	40	0
		6	0	71	41	0
		0	0	102	75	0
		12	0	84	75	0
		29	0	76	78	0
		0	0	103	85	0
		10	0	84	87	0
		39	0	95	82	0



Corporate Account Name:
Corporate Account Code:

Inventory Summary by Status

As of 12/02/2015 02:29 PM


Packs of Concern

Description: This report displays a snapshot of packs at a retail location that are “of concern.” Packs must meet one of four criterions in order to be selected for the report.

The selection Parameters are as follows:

- 1) A pack is in a “Received” status for greater than 45 days
Reason Text: Pack not yet Activated
- 2) A pack is in an “Activated” status for greater than 100 days prior to game number 1023, then 40 days
Reason Text: Soon to Force Settle
- 3) A pack is in an “In Transit” status for greater than 14 days and game is in an active status
Reason Text: Pack In Transit Too Long
- 4) A pack is in a “Delivered” status for greater than 0 days
Reason Text: Unconfirmed Receipt of Pack

Report Parameters: Retail Location(s)

Packs of Concern								
As of: 12/02/2015 02:32 PM								
								
Corporate Account Name:								
Corporate Account Code:								
Retailer	Retailer Name	Game	Game Name	Pack	Status	Status Date	Reason	Days in Status
		1120	CASH COW	171822	Received	10/08/2015	Pack not yet Activated	56
		1164	777	27175	Received	09/04/2015	Pack not yet Activated	90
		1170	10X THE MONEY	27470	Received	10/08/2015	Pack not yet Activated	56
							Pack Count	3
		1165	Bacon Bucks	29933	Received	10/12/2015	Pack not yet Activated	52
							Pack Count	1
		1132	GIVE ME 5	84394	Received	09/24/2015	Pack not yet Activated	70
		1133	THE WIZARD OF OZ	202589	Received	10/15/2015	Pack not yet Activated	49
		1142	LUCKY LINES	4812	Activated	10/23/2015	Soon to Force Settle	41
		1142	LUCKY LINES	53460	Received	07/29/2015	Pack not yet Activated	127
		1148	SUPER \$25 FRENZY	46446	Received	10/01/2015	Pack not yet Activated	63
		1149	\$1,000,000 BIG MONEY	130171	Received	09/24/2015	Pack not yet Activated	70
		1154	BANKROLL DOUBLER	66329	Received	08/26/2015	Pack not yet Activated	99
		1158	FIND THE 9S	33779	Received	09/10/2015	Pack not yet Activated	84
		1166	50X THE MONEY	66025	Received	10/15/2015	Pack not yet Activated	49

Past Due Claims

Description: This report displays claim forms that are past due for winning tickets paid out by the retail location(s).

Report Parameters: Retail Location(s)

Past Due Claims

As of: 12/02/2015 02:41 PM



Corporate Account Name:
Corporate Account Code:

Retailer	Paying Retailer Name	Ticket Number	Game Type	Game Name	Date Paid	Prize
			Instant	SUPER \$1,000 FRENZY	07/27/2015	1,000.00


Report Summary

Online Total	0.00
Instant Total	1,000.00
Grand Total	1,000.00

Pennsylvania Lottery Instant Games

Description: This report displays all new, current, and ending Pennsylvania Lottery instant games.

Report Parameters: None

Pennsylvania Lottery Instant Games							
As of: 12/02/2015 02:50 PM							
							
Game	Game Name	Ticket Price	# of Tickets	Pack Value	Commission Per Pack	Ticket Range	Start/End Sales Game UPC Code
1171	5X THE MONEY	1.00	300	300.00	15.00	000 - 299	
1170	10X THE MONEY	2.00	150	300.00	15.00	000 - 149	
1169	20X THE MONEY	5.00	60	300.00	15.00	000 - 059	
1168	GHOSTBUSTERS	2.00	150	300.00	15.00	000 - 149	
1167	SPOOKY LOOT	5.00	60	300.00	15.00	000 - 059	
1166	50X THE MONEY	10.00	60	600.00	30.00	000 - 059	
1165	Bacon Bucks	1.00	300	300.00	15.00	000 - 299	
1164	777	2.00	150	300.00	15.00	000 - 149	
1163	MULTIPLY YOUR MONEY	3.00	100	300.00	15.00	000 - 099	
1162	ELECTRIC 8S	5.00	60	300.00	15.00	000 - 059	
1161	STEELERS	5.00	60	300.00	15.00	000 - 059	
1160	EAGLES	5.00	60	300.00	15.00	000 - 059	
1159	\$1 MILLION FEVER	20.00	30	600.00	30.00	000 - 029	
1158	FIND THE 9S	1.00	300	300.00	15.00	000 - 299	
1157	PIRATE'S TREASURE	2.00	150	300.00	15.00	000 - 149	
1156	CROSSWORD DOUBLER	5.00	60	300.00	15.00	000 - 059	
1155	CHILI PEPPER PAYOUT	5.00	60	300.00	15.00	000 - 059	
1154	BANKROLL DOUBLER	10.00	60	600.00	30.00	000 - 059	
1153	CASH TIME	1.00	300	300.00	15.00	000 - 299	
1152	TRIPLE DIP	2.00	150	300.00	15.00	000 - 149	
1151	BONUS WORD CROSSWORD	3.00	100	300.00	15.00	000 - 099	
1150	TRUCKS & BUCKS	5.00	60	300.00	15.00	000 - 059	
1149	\$1,000,000 BIG MONEY	20.00	30	600.00	30.00	000 - 029	
1148	SUPER \$25 FRENZY	1.00	300	300.00	15.00	000 - 299	
1147	SUPER \$100 FRENZY	2.00	150	300.00	15.00	000 - 149	
1146	SUPER \$500 FRENZY	5.00	60	300.00	15.00	000 - 059	
1145	SUPER \$1,000 FRENZY	10.00	60	600.00	30.00	000 - 059	
1144	BUCKETS OF CASH	1.00	300	300.00	15.00	000 - 299	
1143	WILD CHERRIES	2.00	150	300.00	15.00	000 - 149	
1142	LUCKY LINES	3.00	100	300.00	15.00	000 - 099	
1141	KING OF CASH	5.00	60	300.00	15.00	000 - 059	

Run on 12/02/2015 at 02:50 PM

Page: 1 of 2

Retailer Float Levels

Description: This report displays the float amount for each retail location.

Report Parameters: None


Retailer Float Levels		
As of: 12/02/2015 02:55 PM		
Corporate Account Name:		
Corporate Account Code:		
Retailer	Retailer Name	Float Amount
		1,000.00
		1,000.00
		1,000.00
		1,000.00
		1,000.00
		1,000.00
		1,000.00
		1,000.00
		1,000.00
		1,000.00
		1,000.00
		1,000.00
		1,000.00
		1,000.00
		1,000.00
		1,000.00
		1,000.00
		1,000.00
		0.00
		0.00
		0.00



Retailer Sales, Payouts and Commissions

Description: This report displays the Sales, Payouts, and Commissions broken down by online, instant and total for each retail location within the specified date range.

Report Parameters: Date Range

Retailer Sales, Payouts, and Commissions										
From 01/01/2014 to 11/30/2015										
										
Corporate Account Name:										
Corporate Account Code:										
Retailer	Retailer Name	Online Sales	Instant Sales	Total Sales	Online Payouts	Instant Payouts	Total Payouts	Online Comm	Instant Comm	Total Comm
		9,784.50	38,700.00	48,484.50	404.50	9,910.00	10,314.50	174.68	795.00	969.68
		12,028.00	15,000.00	27,028.00	680.00	5,058.00	5,738.00	239.07	345.00	584.07
		14,883.50	9,900.00	24,783.50	805.50	3,934.00	4,739.50	341.40	300.00	641.40
		8,461.50	21,600.00	30,061.50	396.00	5,111.00	5,507.00	164.19	465.00	629.19
		20,999.50	25,500.00	46,499.50	1,199.50	7,015.00	8,214.50	582.00	610.40	1,192.40
		7,041.50	30,900.00	37,941.50	479.50	5,906.00	6,385.50	135.62	690.00	825.62
		4,739.00	27,000.00	31,739.00	255.00	4,854.00	5,109.00	92.98	585.00	677.98
		5,490.00	26,100.00	31,590.00	231.00	7,571.00	7,802.00	111.25	585.00	696.25
		7,651.00	48,600.00	56,251.00	661.50	9,984.00	10,645.50	135.36	1,080.00	1,215.36
		7,931.00	36,300.00	44,231.00	622.50	9,684.00	10,306.50	166.62	840.00	1,006.62
		6,167.00	25,800.00	31,967.00	318.00	5,762.00	6,080.00	134.44	675.00	809.44
		11,670.50	50,400.00	62,070.50	863.00	12,844.00	13,707.00	256.21	1,125.00	1,381.21
		6,642.00	28,500.00	35,142.00	360.50	6,711.00	7,071.50	147.50	780.00	927.50
		4,018.00	18,300.00	22,318.00	196.00	3,328.00	3,524.00	88.24	450.00	538.24
		9,465.50	41,400.00	50,865.50	557.00	8,676.00	9,233.00	174.60	870.00	1,044.60
		7,384.00	33,000.00	40,384.00	509.00	9,654.00	10,163.00	155.26	810.00	965.26
		6,384.00	25,500.00	31,884.00	422.50	6,561.00	6,983.50	130.43	555.00	685.43
		6,970.00	26,400.00	33,370.00	382.00	6,993.00	7,375.00	138.26	675.00	813.26
		4,451.50	27,600.00	32,051.50	601.00	6,739.00	7,340.00	98.02	825.00	923.02
		583.00	23,100.00	23,683.00	0.00	0.00	0.00	0.00	405.00	405.00
		3,110.00	0.00	3,110.00	146.00	5,858.00	6,004.00	104.96	0.00	104.96
		10,296.50	33,300.00	43,596.50	818.50	7,537.00	8,355.50	236.18	759.50	995.68
		8,774.00	24,000.00	32,774.00	287.50	8,283.00	8,570.50	192.03	750.00	942.03
		11,983.50	36,000.00	47,983.50	508.00	6,074.00	6,582.00	227.66	810.00	1,037.66
		7,867.00	22,800.00	30,667.00	483.00	5,040.00	5,523.00	182.16	585.00	767.16
		5,930.50	31,200.00	37,130.50	259.50	6,632.00	6,891.50	133.36	900.00	1,033.36
		13,228.50	31,200.00	44,428.50	1,584.00	8,245.00	9,829.00	286.13	555.00	841.13
		7,795.50	26,100.00	33,895.50	395.00	6,143.00	6,538.00	169.32	705.00	874.32
		9,774.50	24,300.00	34,074.50	613.50	7,341.00	7,954.50	216.99	735.00	951.99
		3,878.50	20,700.00	24,578.50	159.00	3,514.00	3,673.00	62.51	435.00	497.51
		8,947.00	38,700.00	47,647.00	467.00	10,762.00	11,229.00	181.37	960.00	1,141.37


Run on 12/2/15 at 02:57 PM

Page: 1 of 7

Sales Activity Comparison

Description: This report displays online and instant sales, payouts, and commissions amount totals for each retail location within the specified date range, and gives a comparison for the same dates one year ago.

Report Parameters: Date Range

Sales Activity Comparison														
From 05/01/2013 to 05/11/2013														
														
Corporate Account Name:														
Corporate Account Code:														
Retailer	Retailer Name	05/01/2012 to 05/11/2012					05/01/2013 to 05/11/2013					Variance		
		Online Sales	Instant Sales	Total Sales	Payouts	Commission	Online Sales	Instant Sales	Total Sales	Payouts	Commission	Sales	Payouts	Commission
		20,355.00	48,600.00	68,955.00	40,656.00	3,435.66	17,544.00	36,000.00	53,544.00	30,942.00	2,666.37	-15,411.00	-9,714.00	-769.29
		24,153.00	30,600.00	54,753.00	19,710.00	2,722.56	18,582.00	14,400.00	32,982.00	9,823.50	1,637.79	-21,771.00	-9,886.50	-1,084.77
		25,881.00	23,400.00	49,281.00	17,016.00	2,452.50	22,165.50	14,400.00	36,565.50	12,949.50	1,820.49	-12,715.50	-4,066.50	-632.01
		20,451.00	21,600.00	42,051.00	22,263.00	2,086.32	16,776.00	27,000.00	43,776.00	15,562.50	2,170.89	1,725.00	-6,700.50	84.57
		46,953.00	68,400.00	115,353.00	40,488.00	5,741.52	37,047.00	32,400.00	69,447.00	21,841.50	3,450.09	-45,906.00	-18,646.50	-2,291.43
		11,886.00	16,200.00	28,086.00	23,931.00	1,394.04	14,898.00	31,500.00	46,398.00	13,273.50	2,306.07	18,312.00	-10,657.50	912.03
		9,504.00	36,000.00	45,504.00	24,135.00	2,265.48	9,853.50	27,900.00	37,753.50	17,772.00	1,873.20	-7,750.50	-6,363.00	-392.28
		11,721.00	50,400.00	62,121.00	31,761.00	3,096.30	10,572.00	33,300.00	43,872.00	24,408.00	2,185.80	-18,249.00	-7,353.00	-910.50
		15,864.00	84,600.00	100,464.00	49,401.00	5,012.10	12,508.50	57,600.00	70,108.50	32,328.00	3,486.72	-30,355.50	-17,073.00	-1,525.38
		0.00	0.00	0.00	0.00	0.00	16,557.00	40,500.00	57,057.00	23,616.00	2,843.82	57,057.00	23,616.00	2,843.82
		0.00	0.00	0.00	0.00	0.00	13,834.50	28,800.00	42,634.50	16,821.00	2,117.10	42,634.50	16,821.00	2,117.10
		27,453.00	102,600.00	130,053.00	44,775.00	6,485.82	24,898.50	50,400.00	75,298.50	25,267.50	3,747.33	-54,754.50	-19,507.50	-2,738.49
		11,487.00	59,400.00	70,887.00	34,611.00	3,539.94	12,744.00	27,900.00	40,644.00	17,868.00	2,026.38	-30,243.00	-16,743.00	-1,513.56
		7,041.00	32,400.00	39,441.00	16,008.00	1,968.12	8,493.00	14,400.00	22,893.00	6,384.00	1,140.75	-16,548.00	-9,624.00	-827.37
		17,919.00	81,000.00	98,919.00	50,961.00	4,924.20	16,018.50	46,800.00	62,818.50	32,623.50	3,119.43	-36,100.50	-18,337.50	-1,804.77
		20,997.00	46,800.00	67,797.00	40,620.00	3,378.72	13,813.50	25,200.00	39,013.50	14,919.00	1,935.24	-28,783.50	-25,701.00	-1,443.48
		13,056.00	43,200.00	56,256.00	34,614.00	2,804.82	10,315.50	36,000.00	46,315.50	16,545.00	2,302.08	-9,940.50	-18,069.00	-502.74
		11,280.00	68,400.00	79,680.00	38,241.00	3,979.44	9,724.50	29,700.00	39,424.50	18,264.00	1,963.95	-40,255.50	-19,977.00	-2,015.49
		7,725.00	77,400.00	85,125.00	30,975.00	4,253.64	9,712.50	28,800.00	38,512.50	19,066.50	1,922.61	-46,612.50	-11,908.50	-2,331.03
		8,805.00	50,400.00	59,205.00	21,303.00	2,954.94	10,899.00	21,600.00	32,499.00	9,307.50	1,621.59	-26,706.00	-11,995.50	-1,333.35
		23,163.00	64,800.00	87,963.00	25,665.00	4,390.74	19,233.00	29,700.00	48,933.00	14,863.50	2,443.74	-39,030.00	-10,801.50	-1,947.00
		18,210.00	55,800.00	74,010.00	25,653.00	3,697.08	13,971.00	44,100.00	58,071.00	21,261.00	2,900.31	-15,939.00	-4,392.00	-796.77
		24,699.00	77,400.00	102,099.00	53,112.00	5,100.96	0.00	900.00	900.00	0.00	45.00	-101,199.00	-53,112.00	-5,055.96
		14,082.00	52,200.00	66,282.00	22,977.00	3,307.98	12,201.00	18,000.00	30,201.00	12,456.00	1,509.30	-36,081.00	-10,521.00	-1,798.68
		13,677.00	57,600.00	71,277.00	22,695.00	3,563.22	14,076.00	35,100.00	49,176.00	19,236.00	2,456.61	-22,101.00	-3,459.00	-1,106.61
		22,692.00	52,200.00	74,892.00	29,697.00	3,740.40	22,143.00	38,700.00	60,843.00	19,129.50	3,036.60	-14,049.00	-10,567.50	-703.80
		15,774.00	39,600.00	55,374.00	23,067.00	2,763.84	22,768.50	17,100.00	39,868.50	18,054.00	1,990.47	-15,505.50	-5,013.00	-773.37
		25,605.00	81,000.00	106,605.00	39,414.00	5,322.84	0.00	0.00	0.00	0.00	0.00	-106,605.00	-39,414.00	-5,322.84


Run on 12/2/15 at 03:01 PM

Page: 1 of 7

Settled Packs

Description: This report displays all packs that have been settled for selected retail location(s) within the specified date range.

Report Parameters: Date Range; Retail Location(s)

Settled Packs								
From 07/01/2015 to 10/31/2015								
								
Corporate Account Name:								
Corporate Account Code:								
Retailer	Retailer Name	Game	Game Name	Pack	Settled Date	Settled By	Pack Value	Commissions
		1116	\$1,000,000 SUPER CASH	202414	09/05/2015	R	600.00	30.00
		1121	TRIPLE MILLION	126301	07/15/2015	R	900.00	45.00
		1121	TRIPLE MILLION	142896	08/11/2015	P	900.00	45.00
		1121	TRIPLE MILLION	149332	09/08/2015	P	900.00	45.00
		1122	\$300,000 BURIED TREASURE	157894	09/08/2015	R	600.00	30.00
		1124	SUPER SIZZLING 7S	219280	09/02/2015	R	300.00	15.00
		1127	\$1 MILLION PAYOUT	182079	09/08/2015	P	600.00	30.00
		1128	CASH KA-POW	215880	09/03/2015	R	300.00	15.00
		1129	BIG MONEY BINGO	186419	08/30/2015	R	300.00	15.00
		1131	7-11-21	65928	07/18/2015	R	300.00	15.00
		1133	THE WIZARD OF OZ	147465	07/20/2015	R	600.00	30.00
		1133	THE WIZARD OF OZ	164158	08/24/2015	R	600.00	30.00
		1133	THE WIZARD OF OZ	166589	09/03/2015	R	600.00	30.00
		1133	THE WIZARD OF OZ	173000	09/08/2015	P	600.00	30.00
		1135	SOLID GOLD	144146	08/09/2015	R	300.00	15.00
		1135	SOLID GOLD	149326	09/03/2015	R	300.00	15.00
		1137	TRIPLE CASH	32277	07/20/2015	R	300.00	15.00
		1139	MONOPOLY MILLIONAIRES' CLUB	122552	09/02/2015	R	600.00	30.00
		1140	MONEY MULTIPLIER	161089	09/02/2015	R	300.00	15.00
		1140	MONEY MULTIPLIER	165604	09/07/2015	R	300.00	15.00
		1140	MONEY MULTIPLIER	171007	09/10/2015	R	300.00	15.00
		1141	KING OF CASH	157504	09/11/2015	R	300.00	15.00
		1142	LUCKY LINES	52865	09/05/2015	R	300.00	15.00
		1143	WILD CHERRIES	39814	07/03/2015	R	300.00	15.00
		1143	WILD CHERRIES	51754	09/08/2015	R	300.00	15.00
		1144	BUCKETS OF CASH	40273	08/30/2015	R	300.00	15.00
		1145	SUPER \$1,000 FRENZY	93730	07/26/2015	R	600.00	30.00
		1145	SUPER \$1,000 FRENZY	114795	08/25/2015	P	600.00	30.00
		1145	SUPER \$1,000 FRENZY	118766	09/03/2015	R	600.00	30.00


Run on 12/2/15 at 03:05 PM

Page: 1 of 205

Settlement Pays

Description: This report displays pay totals of online and instant games within the specified date range.

Report Parameters: Date Range; Retail Location(s)

Retailer		Retailer Name	Game Type	Game Name/Win Category	Pay Count	Pay Total
Settlement Pays						
From 07/01/2015 to 10/31/2015						
						
Corporate Account Name:						
Corporate Account Code:						
					8927	108,986.00
Location Summary Total:						
					562	562.00
					781	1,562.00
					8927	108,986.00


Run on 12/2/15 at 03:06 PM

Page: 1 of 128

Settlement Report

Description: This report displays total online and instant settlement information such as sales, credits, cashes, vouchers, and adjustments for each retail location within the specified date range.

Report Parameters: Date Range

Settlement Report From 08/01/2013 to 10/31/2015																				
																				
Corporate Account Name:																				
Corporate Account Code:																				
Retailer	Retailer Name	Online Sales	Online Cancels	Online Promos	Online Cashes	VCH ISS	VCH RD	Online Comm	Online Balance Forward	Online Adj	Online Due	Instant Sales	Instant Returns	Instant Promos	Instant Cashes	Instant Comm	Instant Balance Forward	Instant Adj	Instant Due	Total Due
		9,784.50	-7.00	-2.00	-404.50	0.00	0.00	-174.68	0.00	0.00	9,196.32	38,700.00	0.00	-35.00	-9,910.00	-795.00	0.00	0.00	27,960.00	37,156.32
		12,028.00	-1.00	-4.00	-680.00	0.00	0.00	-239.07	0.00	0.00	11,103.93	15,000.00	0.00	-20.00	-5,058.00	-345.00	0.00	0.00	9,577.00	20,680.93
		14,883.50	-6.00	0.00	-805.50	0.00	-100.00	-341.40	0.00	0.00	13,630.60	9,900.00	0.00	-13.00	-3,934.00	-300.00	0.00	1.00	5,654.00	19,284.60
		8,461.50	0.00	-7.00	-396.00	0.00	0.00	-164.19	0.00	0.00	7,894.31	21,600.00	0.00	-32.00	-5,111.00	-465.00	0.00	0.00	15,992.00	23,886.31
		20,999.50	-54.50	-1.00	-1,199.50	0.00	-20.00	-582.00	0.00	0.00	19,142.50	25,500.00	-92.00	-34.00	-7,015.00	-610.40	0.00	0.00	17,748.60	36,891.10
		7,041.50	0.00	-13.00	-479.50	0.00	0.00	-135.62	0.00	0.00	6,413.38	30,900.00	0.00	-35.00	-5,906.00	-690.00	0.00	0.00	24,269.00	30,682.38
		4,739.00	0.00	-4.00	-255.00	0.00	0.00	-92.98	0.00	0.00	4,387.02	27,000.00	0.00	-33.00	-4,854.00	-585.00	0.00	0.00	21,528.00	25,915.02
		5,490.00	0.00	-3.00	-231.00	0.00	0.00	-111.25	0.00	0.00	5,144.75	26,100.00	0.00	-29.00	-7,571.00	-585.00	0.00	0.00	17,915.00	23,059.75
		7,651.00	0.00	-7.00	-661.50	0.00	0.00	-135.36	0.00	0.00	6,847.14	48,600.00	0.00	-39.00	-9,984.00	-1,080.00	0.00	0.00	37,497.00	44,344.14
		7,931.00	0.00	-1.00	-622.50	0.00	0.00	-166.62	0.00	0.00	7,140.88	36,300.00	0.00	-24.00	-9,684.00	-840.00	0.00	0.00	25,752.00	32,892.88
		6,167.00	-2.00	-4.00	-318.00	0.00	0.00	-134.44	0.00	0.00	5,708.56	25,800.00	0.00	-19.00	-5,762.00	-675.00	0.00	0.00	19,344.00	25,052.56
		11,670.50	-0.50	-5.00	-863.00	0.00	0.00	-256.21	0.00	0.00	10,545.79	50,400.00	0.00	-28.00	-12,844.00	-1,125.00	0.00	0.00	36,403.00	46,948.79
		6,642.00	0.00	-3.00	-360.50	0.00	0.00	-147.50	0.00	0.00	6,131.00	28,500.00	0.00	-25.00	-6,711.00	-780.00	0.00	1.00	20,985.00	27,116.00
		4,018.00	-1.00	-6.00	-196.00	0.00	0.00	-88.24	0.00	0.00	3,726.76	18,300.00	0.00	-8.00	-3,328.00	-450.00	0.00	0.00	14,514.00	18,240.76
		9,465.50	0.00	-6.00	-557.00	0.00	0.00	-174.60	0.00	0.00	8,727.90	41,400.00	0.00	-56.00	-8,676.00	-870.00	0.00	1.00	31,799.00	40,526.90
		7,384.00	0.00	-5.00	-509.00	0.00	0.00	-155.26	0.00	0.00	6,714.74	33,000.00	0.00	-42.00	-9,654.00	-810.00	0.00	0.00	22,494.00	29,208.74
		6,384.00	-1.50	-7.00	-422.50	0.00	0.00	-130.43	0.00	0.00	5,822.57	25,500.00	0.00	-20.00	-6,561.00	-555.00	0.00	0.00	18,364.00	24,186.57
		6,970.00	0.00	-6.00	-382.00	0.00	0.00	-138.26	0.00	0.00	6,443.74	26,400.00	0.00	-18.00	-6,993.00	-675.00	0.00	0.00	18,714.00	25,157.74
		4,451.50	0.00	-4.00	-601.00	0.00	0.00	-98.02	0.00	0.00	3,748.48	27,600.00	0.00	-13.00	-6,739.00	-825.00	0.00	0.00	20,023.00	23,771.48
		583.00	0.00	0.00	0.00	0.00	0.00	0.00	0.00	0.00	583.00	23,100.00	0.00	0.00	0.00	-405.00	0.00	0.00	22,695.00	23,278.00
		3,110.00	0.00	-3.00	-146.00	3,406.00	-285.00	-104.96	0.00	0.00	5,977.04	0.00	0.00	-8.00	-5,858.00	0.00	0.00	0.00	-5,866.00	111.04
		10,296.50	0.00	-1.00	-818.50	0.00	-90.00	-236.18	0.00	0.00	9,150.82	33,300.00	-110.00	-12.00	-7,537.00	-759.50	0.00	0.00	24,881.50	34,032.32
		8,774.00	-1.00	0.00	-287.50	0.00	0.00	-192.03	0.00	0.00	8,293.47	24,000.00	0.00	-5.00	-8,283.00	-750.00	0.00	0.00	14,962.00	23,255.47
		11,983.50	-6.50	-2.00	-508.00	0.00	-1.00	-227.66	0.00	0.00	11,238.34	36,000.00	0.00	-5.00	-6,074.00	-810.00	0.00	0.00	29,111.00	40,349.34
		7,867.00	-45.00	0.00	-483.00	0.00	0.00	-182.16	0.00	0.00	7,156.84	22,800.00	0.00	-2.00	-5,040.00	-585.00	0.00	0.00	17,173.00	24,329.84
		5,930.50	-1.00	-3.00	-259.50	0.00	0.00	-133.36	0.00	0.00	5,533.64	31,200.00	0.00	-5.00	-6,632.00	-900.00	0.00	0.00	23,663.00	29,196.64
		13,228.50	-21.50	0.00	-1,584.00	0.00	0.00	-286.13	1,509.03	0.00	12,845.90	31,200.00	0.00	0.00	-8,245.00	-555.00	-2,737.00	0.00	19,663.00	32,508.90
		7,795.50	-5.00	-2.00	-395.00	0.00	0.00	-169.32	1,427.40	0.00	8,651.58	26,100.00	0.00	-10.00	-6,143.00	-705.00	-3,380.00	0.00	15,862.00	24,513.58
		9,774.50	-1.00	-3.00	-613.50	0.00	0.00	-216.99	0.00	0.00	8,940.01	24,300.00	0.00	-7.00	-7,341.00	-735.00	0.00	0.00	16,217.00	25,157.01


Run on 12/2/15 at 03:08 PM

Page: 1 of 7

Swapped Packs

Description: This report displays all packs that have been swapped in or out of a retail location within the specified date range.

Report Parameters: Date Range; Retail Location(s)

Swapped Packs							
From 08/01/2013 to 10/31/2015							
							
Corporate Account							
Corporate Account							
Retailer	Retailer Name	Game	Game Name	Pack	Direction	Swap Date	Swap Type
		1083	ON A ROLL	83190	Out	10/14/2014 02:57:15PM	Full
		1115	COOKIE DOUGH	29813	Out	02/05/2015 01:59:17PM	Full
		1114	SECRET SANTA	37956	Out	02/05/2015 01:59:22PM	Full
		1110	\$1,000,000 PEPPERMINT PAYOUT	114154	Out	02/05/2015 01:59:25PM	Full
		1112	HOLIDAY GIFTS	151602	Out	02/05/2015 01:59:36PM	Full
		1113	MERRY & BRIGHT	36671	Out	02/05/2015 01:59:46PM	Full
		1096	ACES HIGH	135743	Out	03/06/2015 02:02:10PM	Full
		1110	\$1,000,000 PEPPERMINT PAYOUT	56530	Out	03/19/2015 03:26:18PM	Full
		1068	THREE MILLION	203352	Out	04/16/2015 09:08:51AM	Full
		1090	\$1,000,000 GOLDEN TICKET	215018	Out	04/16/2015 09:08:57AM	Full
		1096	ACES HIGH	45446	Out	04/16/2015 09:09:08AM	Partial
		1102	WIN IT ALL	234958	Out	04/16/2015 09:09:18AM	Partial
		1114	SECRET SANTA	93179	In	12/22/2014 12:35:27PM	Full
		1111	FREEZIN' GREETINGS	118120	Out	02/05/2015 01:06:58PM	Full
		1094	SUPER 7S	72327	Out	02/05/2015 01:07:05PM	Full
		1109	SUPER HOT 6S	1912	Out	02/05/2015 01:07:10PM	Full
		1095	LIGHTNING BUCKS	24676	Out	02/05/2015 01:07:16PM	Full
		1098	BINGO EXTRA	178349	Out	02/05/2015 01:08:12PM	Full
		1099	5X THE FORTUNE	75576	Out	02/05/2015 01:08:17PM	Full
		1096	ACES HIGH	100372	Out	02/26/2015 11:31:08AM	Partial
		1096	ACES HIGH	138060	Out	02/26/2015 11:31:19AM	Full
		1096	ACES HIGH	138079	Out	02/26/2015 11:31:23AM	Full
		1096	ACES HIGH	131587	Out	02/26/2015 11:31:29AM	Full
		1096	ACES HIGH	133806	Out	02/26/2015 11:31:34AM	Full
		1096	ACES HIGH	134006	Out	02/26/2015 11:31:39AM	Full
		1065	BINGO PLUS	119147	Out	04/03/2015 10:39:39AM	Full
		1065	BINGO PLUS	119045	Out	04/03/2015 10:39:45AM	Full
		1125	POT OF GOLD	44065	Out	04/03/2015 10:39:50AM	Full
		1125	POT OF GOLD	44044	Out	04/03/2015 10:39:56AM	Full
		1125	POT OF GOLD	44049	Out	04/03/2015 10:40:01AM	Full


Run on 12/2/15 at 03:09 PM

Page: 1 of 34

Weekly Combined Draft

Description: This report displays online and instant amounts due, broken out by terminal types, along with the net due and draft amounts.

Report Parameters: Date Range; Retail Location(s)

Weekly Combined Draft							
From 08/01/2013 to 10/31/2015							
							
Corporate Account Name:							
Corporate Account Code:							
Retailer Name	Week Ending	Wave Online	Wave Instant	PCT Online	PCT Instant	Net Amount	Draft Amount
	10/06/2014	1,368.46	4,267.00	0.00	0.00	5,635.46	5,635.46
	10/13/2014	1,546.86	893.00	0.00	0.00	2,439.86	2,439.86
	10/20/2014	0.00	-98.00	0.00	0.00	-98.00	0.00
	04/06/2015	-302.78	-5,927.00	0.00	0.00	-6,229.78	0.00
	04/13/2015	-394.68	-7,775.00	0.00	0.00	-8,169.68	0.00
	04/20/2015	-353.35	-6,925.00	0.00	0.00	-7,278.35	0.00
	04/27/2015	-319.65	-5,864.00	0.00	0.00	-6,183.65	0.00
	05/04/2015	-472.14	-6,930.00	0.00	0.00	-7,402.14	0.00
	05/11/2015	-416.68	-7,149.00	0.00	0.00	-7,565.68	0.00
	05/18/2015	-428.58	-5,364.00	0.00	0.00	-5,792.58	0.00
	05/25/2015	-488.92	-4,804.00	0.00	0.00	-5,292.92	0.00
	06/01/2015	-687.04	-5,411.00	0.00	0.00	-6,098.04	0.00
	06/08/2015	-376.43	-5,232.00	0.00	0.00	-5,608.43	0.00
	06/15/2015	-323.91	-5,196.00	0.00	0.00	-5,519.91	0.00
	06/22/2015	-392.96	-5,975.00	0.00	0.00	-6,367.96	0.00
	06/29/2015	-411.91	-4,751.00	0.00	0.00	-5,162.91	0.00
	07/06/2015	-331.86	-6,999.00	0.00	0.00	-7,330.86	0.00
	07/13/2015	-650.64	-5,185.00	0.00	0.00	-5,835.64	0.00
	07/20/2015	-558.12	-6,145.00	0.00	0.00	-6,703.12	0.00
	07/27/2015	-459.35	-6,961.00	0.00	0.00	-7,420.35	0.00
	08/03/2015	-311.96	-5,936.00	0.00	0.00	-6,247.96	0.00
	08/10/2015	-329.25	-7,611.00	0.00	0.00	-7,940.25	0.00
	08/17/2015	-365.55	-5,666.00	0.00	0.00	-6,031.55	0.00
	08/24/2015	-289.71	-5,666.00	0.00	0.00	-5,955.71	0.00
	08/31/2015	865.40	-1,762.00	0.00	0.00	-896.60	0.00
	09/07/2015	1,897.54	1,277.00	0.00	0.00	3,174.54	3,174.54
	09/14/2015	1,599.79	4,305.00	0.00	0.00	5,904.79	5,904.79
	10/06/2014	1,812.12	13.00	0.00	0.00	1,825.12	1,825.12
	10/13/2014	2,052.81	1,466.00	0.00	0.00	3,518.81	3,518.81
	10/20/2014	0.00	-2.00	0.00	0.00	-2.00	0.00


Run on 12/2/15 at 03:10 PM

Page: 1 of 137

Weekly Draft

Description: This report displays the online, instant, and total draft amounts for the retail location(s) within the specified date range.


Report Parameters: Date Range

Weekly Draft From 08/01/2013 to 10/31/2015						
						
Corporate Account Name:						
Corporate Account Code:						
Retailer	Retailer Name	Online Amount	Instant Amount	Other Amount	Total Draft Amount	Week Ending
		2,149.46	5,089.00	0.00	7,238.46	06/01/2015
		2,107.07	3,768.00	0.00	5,875.07	06/08/2015
		1,546.59	2,904.00	0.00	4,450.59	06/15/2015
		1,767.54	4,225.00	0.00	5,992.54	06/22/2015
		1,687.09	2,749.00	0.00	4,436.09	06/29/2015
		1,872.64	6,201.00	0.00	8,073.64	07/06/2015
		1,853.36	1,115.00	0.00	2,968.36	07/13/2015
		2,026.38	4,355.00	0.00	6,381.38	07/20/2015
		1,579.15	2,939.00	0.00	4,518.15	07/27/2015
		1,588.54	2,164.00	0.00	3,752.54	08/03/2015
		1,661.25	4,089.00	0.00	5,750.25	08/10/2015
		1,818.95	2,434.00	0.00	4,252.95	08/17/2015
		1,816.79	3,034.00	0.00	4,850.79	08/24/2015
		1,792.40	2,438.00	0.00	4,230.40	08/31/2015
		1,897.54	1,277.00	0.00	3,174.54	09/07/2015
		1,744.95	1,119.00	0.00	2,863.95	06/01/2015
		2,104.83	1,769.00	0.00	3,873.83	06/08/2015
		1,748.62	182.00	0.00	1,930.62	06/15/2015
		1,956.66	894.00	0.00	2,850.66	06/22/2015

Winners

Description: This report displays all winners of \$1,000 or greater sold by a retail locations within the specified date range.

Report Parameters: Date Range; Retail Location(s)

Winners						
From 08/01/2013 to 10/31/2015						
						
Corporate Account Name:						
Corporate Account Code:						
Retailer	Retailer Name	Claimed	Game Type	Game	Game Name	Prize
		03/24/2014	Instant	1054	MATCH FOR CASH	1,000.00
		02/11/2015	Instant	1116	\$1,000,000 SUPER CASH	1,000.00
		02/14/2015	Instant	1122	\$300,000 BURIED TREASURE	1,000.00
		12/14/2014	Instant	1072	MILLION DOLLAR MULTIPLIER	1,000.00
		02/18/2015	Instant	1118	CASH UP	1,000.00
		12/02/2014	Online	7	DPICK4	2,500.00
		12/04/2014	Online	7	DPICK4	2,500.00
		08/16/2015	Online	7	DPICK4	2,500.00
		08/17/2015	Online	7	DPICK4	2,500.00
		02/06/2015	Instant	1090	\$1,000,000 GOLDEN TICKET	1,000.00
		02/18/2015	Instant	1068	THREE MILLION	1,000.00
		01/17/2015	Instant	1068	THREE MILLION	1,000.00
		02/13/2015	Instant	1122	\$300,000 BURIED TREASURE	1,000.00
		03/22/2015	Instant	1106	10X THE MONEY	1,000.00
		04/04/2015	Instant	1134	HAPPY MOTHER'S DAY	1,000.00
		12/24/2014	Instant	1081	MONEY MONEY MILLIONAIRE	1,000.00
		01/23/2015	Instant	1101	\$1,000,000 INSTANT JACKPOT	1,000.00
		07/26/2015	Instant	1145	SUPER \$1,000 FRENZY	1,000.00
		02/10/2015	Instant	1124	SUPER SIZZLING 7S	1,000.00
		03/09/2015	Instant	1106	10X THE MONEY	1,000.00
		03/10/2015	Instant	1090	\$1,000,000 GOLDEN TICKET	1,000.00
		04/02/2015	Instant	1116	\$1,000,000 SUPER CASH	1,000.00
		04/02/2015	Instant	1127	\$1 MILLION PAYOUT	1,000.00
		03/18/2015	Online	4	Match 6	1,010.00
		03/26/2015	Instant	1093	DAILY CROSSWORD	1,000.00
		01/04/2015	Instant	1113	MERRY & BRIGHT	1,000.00
		01/05/2015	Instant	1103	WINNING COMBINATION	1,000.00
		02/12/2015	Instant	1106	10X THE MONEY	1,000.00
		02/26/2015	Instant	1127	\$1 MILLION PAYOUT	10,000.00

Run on 12/2/15 at 03:13 PM

Page: 1 of 17

Wires/Advances

Description: This report displays the wire transfer amount and dates for each retail location within the specified date range.

Report Parameters: Date Range(s)

Corporate Account Name:		Corporate Account Code:	
Retailer	Retailer Name	Amount	Date
		693.46	05/06/2014
		1,005.71	03/16/2014
		980.89	05/25/2015
		1,398.59	05/26/2015
		741.75	10/01/2013
		947.10	04/22/2014
		1,669.57	11/11/2013
		805.15	03/24/2015
		592.20	06/03/2014
		1,051.40	06/03/2015
		559.55	08/26/2015
		773.16	01/13/2015
		590.54	12/18/2014
		903.21	02/05/2015
		741.88	08/27/2013
		1,888.55	10/30/2013
		943.80	06/17/2014
		878.99	09/22/2015
		2,180.18	02/27/2014

